


*Ainsdale St. John's*

Whole School  
Curriculum Objectives  
Autumn 2 (2024)



# Ainsdale St John's Curriculum Overview

Year: Reception      Term: Autumn 2

## **Writing**

Focus Text: The Journey Home by Emma Levey

Break speech into words

Begin to write a simple sentence (using CVC words)

Write some irregular common words

Write labels and captions

Hear and say initial sounds in words

Use some clearly identifiable letters to communicate meaning, representing some sounds correctly and in sequence

## **Maths**

Number: It's me 1, 2, 3

Find 1, 2 and 3

Subitise 1, 2 and 3

Represent 1, 2 and 3

1 more/1 less

Composition of 1, 2 and 3

Circles and triangles

Identify and name circles and triangles

Compare circles and triangles

Shapes in the environment

Describe position

Number: 1, 2, 3, 4, 5

Find 4 and 5

Subitise 4 and 5

Represent 4 and 5

1 more/1 less

Composition of 4 and 5

Composition of 1 - 5

Shapes with 4 sides

Identify and name shapes with 4 sides

Combine shapes with 4 sides

Shapes in the environment

My day and night

## **RE**

Christmas: How do Christians celebrate Jesus' birthday?

Recall/retell the nativity story

Identify the characters in the nativity story

Use religious words to talk about Christmas

Talk about why Christmas is important

Talk about how the church celebrates Christmas

Talk about their own experiences of Christmas  
Talk about feelings related to celebrating Christmas and birthdays

### **Humanities/Understanding the World**

#### Autumn/Journeys/Celebrations

Follow a storyline and flow map

Explore fiction stories

Compare and contrast characters from stories

Making observations and drawing pictures

Know some similarities and differences between religious and cultural communities and celebrations

### **Art & Design**

#### DT: Structures – Junk Modelling

Explore junk modelling

Cutting and scissor skills

Choosing resources

Making models

Evaluation and presentation

Temporary joins

### **Music**

#### Celebration Music

Learn about music from another culture, particularly when related to the festival of Diwali; to respond to music with movement

Learn about music from another culture, particularly when related to the festival of Hanukkah, to learn the names of some traditional Jewish musical instruments, to play and move to traditional Jewish Hanukkah music

Learn about music from another culture, particularly when related to the festival of Kwanzaa, to take part in a traditional call and response song; to find classroom objects to use as drums and play in response to African music

Learn about traditional Christmas music; to take part in a group song involving singing, voice sounds and playing instruments; to sing and move to a Christmas song

### **PE/Physical Development**

#### Yoga

Explore yoga and mindfulness

Be able to copy and remember poses

Develop flexibility when holding poses

Develop balance whilst holding poses

#### Fundamentals 1

Develop balancing whilst stationary and on the move

Develop running and stopping

Develop changing direction

Develop jumping and landing

Develop hopping and landing with control

Explore different ways to travel

### **Personal, Social and Emotional Development**

#### No Outsiders

It's ok to like different things – *Red Rockets and Rainbow Jelly*

Self-Regulation (continued from Autumn 1)


Identify own feelings

Exploring coping strategies

Using and defining emotional adjectives

Learning about facial expressions

**myHappyMind** - Celebrate



# Ainsdale St John's

## Curriculum Overview

Year: 1      Term: Autumn 2

### **Reading**

Focus Text: Little Red Riding Hood and Jack and the Beanstalks texts

Become familiar with key stories, fairy stories and traditional tales  
Retell stories and consider their particular characteristics  
Make inferences on the basis of what is being said and done  
Predict what might happen on the basis of what has been read

### Spoken Language

Listen and respond  
Ask relevant questions  
Build vocabulary  
Participate in discussions, presentations, performances, role play, improvisations and debates

### **Writing**

Focus Text: Nibbles by Emma Yarlett

Written Outcome: Recount – To write a diary entry in the first person based on Nibbles adventures

Orally compose a sentence before writing it  
Write key words and new vocabulary  
Begin to link ideas by subject of pronoun  
Combine words to make single clause sentences  
Use *and* to join words and clauses  
Use capital letters for names of people, places, and days of the week  
Use a capital letter for the personal pronoun *I*  
Use punctuation in some sentences: some full stops and capital letters, some question marks, some exclamation marks  
Spell the days of the week accurately  
Use some accurate suffixes for past tense endings with no change to the root word

### **Maths**

Number: Addition & Subtraction

Addition problems  
Find a part  
Subtraction – find a part  
Fact families – the eight facts  
Subtraction – take away/cross out (How many left?)  
Subtraction - take away (How many left?)  
Subtraction on a number line  
Add or subtract 1 or 2

### Shape

Recognise and name 3D shapes  
Sort 3D shapes

Recognise and name 2D shapes  
Sort 2D shapes  
Patterns with 2D and 3D shapes

### **Science**

#### Seasonal Changes – Autumn to Winter

Describe how the weather changes across the seasons  
Collect and record data about the weather in autumn and winter  
Identify signs of autumn  
Describe how day length varies from autumn to winter  
Identify changes in the trees and in clothes that we wear from autumn to winter

### **RE**

#### Christmas: Why do we give and receive gifts?

Talk about feelings associated with giving and receiving gifts  
Retell the nativity story in two parts, a) the shepherds and b) the wise men  
Talk about giving gifts that are not objects

### **Computing**

#### Creating Media – Digital Painting

Describe what different freehand tools do  
Use the shape tool and the line tools  
Make careful choices when painting a digital picture  
Explain why tools were chosen  
Use a computer independently to paint a picture  
Compare a painting a picture on a computer and on paper

### **Humanities**

#### History: Significant Individuals – Polar Explorers

Explain what makes a person significant  
Find out about the first expeditions to the South Pole  
Explore the achievements of Matthew Henson  
Explore the achievements of Felicity Aston  
Compare the polar experience of Felicity Aston with that of Matthew Henson

### **Art & Design**

#### DT: Textiles - Puppets

Join fabrics together using different methods  
Use a template to create my design  
Join two fabrics together accurately  
Embellish my design using joining methods

### **Music**

#### Tempo (Theme: Snail and mouse)

Explore using voices and bodies expressively  
Practice saying a rhyme using fast and slow beats  
Use singing voices and an instrument to perform a song with a fast and slow beat  
Demonstrate fast and slow beats within the context of a story

### **PE**

#### Fundamentals

Explore balance, stability and landing safely  
Explore how the body moves differently when running at different speeds

Explore changing direction and dodging  
Explore jumping, hopping and skipping actions  
Explore co-ordination and combination jumps  
Explore combination jumping and skipping in an individual rope

#### Gymnastics

Explore, develop and combine travelling movements  
Develop quality when performing and linking shapes  
Develop stability and control when performing balances  
Develop technique and control when performing shape jumps  
Develop technique in the barrel, straight and forward roll  
Link gymnastics actions to create a sequence

#### **PSHCE**

##### No Outsiders

To join in – *Going to the Volcano*

##### Family & Relationships

Gender Stereotypes

##### Health & Wellbeing

Understanding my emotions  
Ready for bed  
Handwashing & personal hygiene  
Sun Safety

**myHappymind** - Celebrate



# Ainsdale St John's

## Curriculum Overview

Year: 2 Term: Autumn 2

### Reading

Focus Text: Above and Below by Hanako Clulow

Introduce non-fiction books that are structured in different ways

Answer and ask questions

Discuss and clarify the meaning of words, linking new meanings to known vocabulary

Predict what might happen on the basis of what has been read so far

Discuss favourite words and phrases

Discuss the sequence of events in books and how items of information are related

Make inferences on the basis of what is being said and done

### Writing

Focus Text: The Owl Who Was Afraid of the Dark

Written Outcome: Non-chronological report on owls

Use co-ordination (but, or)

Add -ly to turn adjectives into adverbs

Write for different purposes

Use commas to separate items in a list

Use specific vocabulary linked to the topic

Use clear and precise description

Write in present tense

Know and use a title, sub-headings, an introduction, grouped information and facts from research

### Maths

Number: Addition and Subtraction

Add to the next 10

Add across a 10

Subtract across 10

Subtract from a 10

Subtract a 1-digit number from a 2-digit number (across a 10)

10 more, 10 less

Add and subtract 10s

Add two 2-digit numbers

Subtract two 2-digit numbers

Mixed addition and subtraction

Compare number sentences

Missing number problems

Geometry: Shape

Recognise 2D and 3D shapes

Count sides on 2D shapes

Count vertices on 2D shapes

Draw 2D shapes

Lines of symmetry on shapes



Use lines of symmetry to complete shapes  
Sort 2D shapes  
Count faces on 3D shapes  
Count edges on 3D shapes  
Count vertices on 3D shapes  
Sort 3D shapes  
Make patterns with 2D and 3D shapes

### **Science**

#### Animals, including Humans (1)

Match, sort and group young animals and their adults  
Find out how animals change as they grow into adults  
Compare the stages of the human life cycle

### **RE**

#### Christmas: Why was the birth of Jesus such good news?

Retell the Christmas story, including the story of Zechariah  
Talk about their own feelings and experiences of good news  
Ask and respond sensitively to questions about the experiences of Mary and the shepherds  
Know that Christians believe that the birth of Jesus is good news  
Describe the different ways artists portray angels and talk about the message of the angels  
Talk about the way Christians share the good news at Christmas time

### **Computing**

#### Creating Media – Digital Photography

Use a digital device to take a photograph  
Make choices when taking a photograph  
Describe what makes a good photograph  
Decide how photographs can be improved  
Use tools to change an image  
Recognise that photos can be changed

### **Humanities**

#### History: Events Beyond Living Memory – Great Fire of London

Find ways that London has changed between pre-1666 and now  
Identify differences and similarities, comparing present day living to how people of London lived during 1666  
Know how the Great Fire started and spread  
Understand how we know what happened with the Great Fire  
Know how London was rebuilt after the fire

### **Art & Design**

#### Art: Sculpture & 3D – Clay Houses

Use my hands as a tool to shape clay  
Shape a pinch pot and join clay shapes as decoration  
Use impressing and joining techniques to decorate a clay tile  
Use drawing to plan the features of a 3D model  
Make a 3D clay tile from a drawn design

### **Music**

Instruments (Musical storytelling)

Explore listening and analysing a piece of music in relation to a story  
Explore how music and sound effects can tell a story  
Select appropriate sounds to match events, characters and feelings in a story  
Suggest appropriate sounds to represent parts of a story  
Perform a composition showing changes in tempo and dynamics

## **PE**

### Yoga

Copy and repeat yoga poses  
Develop an awareness of strength when completing yoga poses  
Develop an awareness of flexibility when completing yoga poses  
Copy and remember actions linking them into a flow  
Create a flow, perform and teach it to a partner  
Explore poses and create a yoga flow

### Fitness

Learn how to run for a long time  
Develop jumping in a long rope using timing  
Develop co-ordination in individual skipping  
Develop stamina and change of direction  
Explore exercises to develop strength  
Develop agility, balance and co-ordination

## **PSHCE**

### No Outsiders

To have self-confidence – *How To Be a Lion*


### Family Relationships

Gender stereotypes: Careers and jobs

### Health & Wellbeing

Experiencing different emotions  
Developing a growth mindset  
Healthy diet  
Looking after our teeth

**myHappyMind** - Celebrate



# Ainsdale St John's Curriculum Overview

Year: 3 Term: Autumn 2

## **Reading**

Focus Text: Ice Palace by Robert Swindells

Ask questions to improve understanding

Draw inferences (inferring characters' feelings, thoughts and motives from their actions) and justify with evidence

Discuss words and phrases that capture the reader's interest and imagination

## **Writing**

Focus Text: Winter's Child by Angela McAllister

Written Outcome: Fiction – Story based on a fable

Use conjunctions and adverbs to express time, place and cause

Use a or an according to whether the next word begins with a vowel or consonant

In narratives, create characters, settings and plot

Use inverted commas to punctuate direct speech

Use small details to describe characters

Establish the setting in the first line

Include a setting to create atmosphere

Use imagery for description

Use 1<sup>st</sup> or 3<sup>d</sup> person consistently

Use tenses appropriately

Sequence story and use paragraphs

## **Maths**

Number: Addition and subtraction

Add 2-digit and 3-digit numbers

Subtract a 2-digit number from a 3-digit number

Complements to 100

Estimate answers

Inverse operations

Make decisions

Number: Multiplication and division

Multiplication – equal groups

Use arrays

Multiples of 2

Multiples of 5 and 10

Sharing and grouping

Multiply by 3

Divide by 3

The 3 times-table

Multiply by 4

Divide by 4

The 4 times-table

Multiply by 8

Divide by 8  
The 8 times-table  
The 2, 4 and 8 times-tables

### **Science**

#### Animals, including Humans (Skeletons)

Sort food into food groups and find out about the nutrients that different foods provide

Identify that all animals, including humans, need the right types and amount of nutrition

Sort animal skeletons into groups, discussing patterns and similarities and differences

Investigate an idea about how the human skeleton supports movement

Explain how bones and muscles work together to create movement

### **RE**

#### Harvest: How do people of faith say thank you to God for the harvest?

Describe the ways in which Christian harvest festival celebrations show Christian values in action

Describe and recognise similarities between different religious harvest festivals

Describe the key features of the Jewish festival of Sukkot

Describe the key features of the Hindi festival of Pongal

#### Christmas: How does the presence of Jesus impact on people's lives?

Make links between their own experiences and the experiences of others

Retell stories about the presence of Jesus changing people's lives

Describe the ways in which the actions of Christians show Jesus' presence in the world

Ask good questions about religious beliefs

### **Computing**

#### Creating Media – Stop-frame Animation

Explain that animation is a sequence of drawings or photographs

Relate animated movement with a sequence of images

Plan an animation

Identify the need to work consistently and carefully

Review and improve an animation

Evaluate the impact of adding other media to the animation

### **Humanities**

#### History: Stone Age to Iron Age

Understand what humans needed for survival in the Stone Age

Understand what was found at Skara Brae and why it is important

Understand what copper mining meant to the people of the Bronze Age

Understand how evidence about Stonehenge can give us different answers about the past

Know how and why hillforts were developed in the Iron Age

Discuss how evidence about Druids can give us different answers about the past

### **Art & Design**

#### DT: Structures - Constructing an Ice Palace (Castle)

Recognise how multiple shapes (2D and 3D) are combined to form a strong and stable structure

Design a castle  
Construct 3D nets  
Construct and evaluate my final product

**Music**

Creating Composition in Response to an Animation (Mountains)

Tell a story from a piece of music through movement  
Create a soundscape using percussion instruments  
Create a range of sounds to accompany a story  
Compose and perform a rhythm to accompany a story  
Compose and notate a short melody to accompany a story

**PE**

Football

Understand the role of an attacker when in possession  
Develop movement skills to lose a defender and move into space  
Understand that scoring goals is an attacking skill and learn how to do this  
Understand the role of a defender  
Apply tactics to small sided games  
Apply skills and knowledge to play games using football rules

Fitness

Understand how balance keeps us in everyday life  
Understand how co-ordination helps us in everyday life  
Understand how strength helps us in everyday life  
Understand how speed helps us in everyday life  
Understand how agility helps us in everyday life  
Understand how stamina helps us in everyday life

**PSHCE**

No Outsiders

To understand what a bystander is – *We're All Wonders*

Family & Relationships

Respecting differences in others  
Stereotyping gender

Health & Wellbeing


My healthy diary  
Health and wellbeing  
Resilience breaking down barriers

**myHappymind** - Celebrate

**Spanish**

Under the Sea

Recognise, recall and remember 7 sea creatures in Spanish  
Recognise, recall and remember a short phrase for each sea creature in Spanish  
Learn to listen attentively to a Spanish song  
Understand and participate in a Spanish song about creatures that live under the sea



# Ainsdale St John's

## Curriculum Overview

Year: 4 Term: Autumn 2

### Reading

Focus Text: The Train to Impossible Places by P.G.Bell

Predict what might happen from details stated and implied

Clarify vocabulary

Explore the meaning of words in context

Retrieve, record and present information from non-fiction

Use dictionaries to check the meaning of words that they have read

Identify main ideas from more than one paragraph and summarise

Draw inferences (inferring characters' feeling, thoughts and motives from their actions) and justify with evidence

Identify themes and conventions in a wide range of books

Identify how language, structure and presentation contribute to meaning

Discuss words and phrases that capture the reader's interest and imagination

### Writing

Focus Text: Leon and the Place Between by Graham Baker-Smith

Written Outcome: Recount – Diary

Use Standard English forms for verb inflections

Extend the range of sentences with more than one clause by using a wider range of conjunctions including when, if, because, although

Indicate possession by using the possessive apostrophe with plural nouns

Recognise the difference between plural and possessive 's'

Build a varied and rich vocabulary

Use small details to describe characters and evoke a response

Use small details for time, place and mood

Use 1<sup>st</sup> person consistently

Write in consistent past tense

Use chronological order

Write an opening paragraph to share thoughts and feelings and to summarise the day

Finish with a personal comment about hopes or concerns for the future

### Maths

Number: Addition & Subtraction

Subtract two 4-digit numbers – no exchange, one exchange, more than one exchange

Efficient subtraction

Estimate answers

Measurement: Area

What is area?

Count squares

Make shapes

Compare areas

## Number: Multiplication & Division

Multiples of 3

Multiply & divide by 6

Multiply & divide by 9

3, 6 and 9 times-tables

Multiply & divide by 7

11 times-table and division facts

12 times-table and division facts

Multiply by 10 and 0

Divide a number by 1 and itself

Multiply three numbers

## **Science**

### Electricity

Identify common appliances that run on electricity

Construct a simple series electrical circuit, identifying and naming its basic parts, including cells, wires, bulbs, switches and buzzers

Identify whether or not a lamp will light in a simple series circuit, based on whether or not the lamp is part of a complete loop with a battery

Recognise that a switch opens and closes a circuit and associate this with whether or not a lamp lights in a simple series circuit

Recognise some common conductors and insulators, and associate metals with being good conductors

## **RE**

### Christmas: Why is Jesus described as the light of the world?

Talk with understanding about the ways in which Jesus' followers bring his light into the world

Create light metaphors for Jesus that show understanding of Jesus actions and divinity

Ask important and relevant questions about religious experiences and beliefs

Know that Hanukkah is a Jewish festival of light

Talk with understanding about the symbolism of Jesus as light

## **Computing**

### Creating Media – Audio Production

Identify that sound can be recorded

Explain that audio recordings can be edited

Recognise the different parts of creating a podcast project

Apply audio editing skills independently

Combine audio to enhance my podcast project

Evaluate the effective use of audio

## **Humanities**

### History: Roman Empire and Impact on Britain

Learn about where the Romans came from and how the city of Rome became the centre of a huge empire

Identify reasons why the Romans invaded Britain and to recall key facts about the invasions

Understand why and how the Romans built new roads and new towns in Britain

Understand why Queen Boudicca led a rebellion against the Romans and to consider the different perspectives on this event

Recognise the importance of Hadrian's Wall to the Romans and to learn about the lives of soldiers who lived there  
Examine Roman villa complexes in Britain and the way of life in a countryside villa  
Understand the lasting impact of the Roman Empire on Britain

### **Art & Design**

#### DT: Structures - Pavilions

Create a range of different shaped frame structures  
Design a structure  
Build a frame structure  
Add cladding to a frame structure

### **Music**

#### Rock & Roll

Understand the history of rock and roll music  
Perform with a sense of style  
Play a walking bass line on tuned percussion  
Play a rock and roll bass line  
Play a rock and roll piece of music

### **PE**

#### Swimming

Continued from Autumn 1

#### Ball Skills

Develop tracking and collecting skills  
Develop confidence and accuracy when tracking a ball  
Develop dribbling skills with hands and feet  
Develop catching skills using one and two hands  
Explore and develop a variety of throwing techniques  
Use tracking and sending skills with feet

### **PSHCE**

#### No Outsiders

To choose when to be assertive – *Dogs Don't Do Ballet*

#### Heath & Wellbeing

Looking after our teeth  
Celebrating mistakes  
My happiness  
Emotions


**myHappyMind** – Celebrate

### **Spanish**

#### The Classroom

Recall from memory a selection of nouns and indefinite articles for common classroom objects  
Learn how to use the negative in Spanish  
Describe what we have and do not have in our pencil case  
Respond to simple classroom commands





# Ainsdale St John's

## Curriculum Overview

Year: 5 Term: Autumn 2

### Reading

Focus Text: Hansel and Gretel by Neil Gaiman and Lorenzo Mattotti

Predict what might happen from details stated and implied

Explore the meaning of words in context

Retrieve, record and present information

Summarise the main ideas from more than one paragraph

Draw inferences (inferring characters' feelings, thought and motives from their actions) and justify with evidence

Identify and discuss themes and conventions

Distinguish between fact and opinion

Identify how language, structure and presentation contribute to meaning

Evaluate authors' language choice, including figurative language

Make comparisons within and across books

### Writing

Focus Text: The Lost Happy Endings by Carol Ann Duffy and Jane Ray

Written Outcome: To write a traditional tale focusing on describing settings, characters and an alternative ending

Use expanded noun phrases to convey complicated information concisely

Describe settings, characters and atmosphere

Integrate dialogue to convey character and advance the action

Use of inverted commas and other punctuation to punctuate direct speech

Develop and keep characters consistent through description

Develop settings through description and link this with the characters or plot

Engage reader through selecting effective grammar and vocabulary e.g. manipulating sentence length, figurative language

Vary story opening: start with dialogue, action or description

Use paragraphs to vary pace and emphasis

Use dialogue to move action forward

### Maths

Number: Multiplication & Division

Multiples and common multiples

Factors and common factors

Prime numbers, square numbers and cube numbers

Multiply by 10, 100 and 1000

Divide by 10, 100 and 1000

Multiples of 10, 100 and 1000

Fractions

Find fractions equivalent to a unit and non-unit fraction

Recognise equivalent fractions

Convert improper fractions to mixed numbers and vice versa

Compare and order fractions less than 1

Compare and order fractions greater than 1

Add and subtract fractions with the same denominator  
Add fractions within 1 and with a total greater than 1  
Add to a mixed number  
Add two mixed numbers  
Subtract fractions: from a mixed number and breaking the whole

### **Science**

#### Properties and changes of materials (1)

Compare and group together everyday materials on the basis of their properties, including their hardness, solubility, transparency, conductivity (electrical and thermal), and response to magnets

Know that some materials will dissolve in liquid to form a solution, and describe how to recover a substance from a solution

Use knowledge of solids, liquids and gases to decide how mixtures might be separated, including through filtering, sieving and evaporating

Demonstrate that dissolving, mixing and changes of state are reversible changes

Explain that some changes result in the formation of new materials, and that this kind of change is not usually reversible, including changes associated with burning and the action of acid on bicarbonate of soda

### **RE**

#### Christmas: How do our celebrations reflect the true meaning of Christmas?

Identify which parts of the nativity story are found in each gospel and the purpose of each writer

Identify the influence the two stories have on our Christmas celebrations

Describe using religious vocabulary the Christian beliefs revealed in the nativity story

Use religious vocabulary to show they understand where the nativity fits into God's Big Story

Understand the significance of the flight to Egypt

### **Computing**

#### Creating Media – Video Editing

Explain what makes a video effective

Use a digital device to record video

Capture video using a range of techniques

Create a storyboard

Identify that video can be improved through reshooting and editing

Consider the impact of the choices made when making and sharing a video

### **Humanities**

#### History: Viking Invasion of England

Explain when and where the Vikings came from and why they raided Britain

Compare the significance of Anglo-Saxon kings during the Viking period

Explain who King Ethelred II was and say when and why Danegeld was introduced

Identify and explain key aspects of Viking life

Explain how the last Anglo-Saxon kings shaped Britain

### **Art & Design:**

#### DT: Mechanical Systems – Making A Pop-Up Book

Design a pop-up book

Follow my design brief to make my pop-up book

Use layers and spacers to cover the working of mechanisms

Create a high-quality product suitable for a target user

## **Music**

### Blues

Know the key features of Blues music

Play the first line of the 12-bar Blues

Play the 12-bar Blues

Play the Blues scale

Improvise with notes from the Blues scale

## **PE**

### Gymnastics

Perform symmetrical and asymmetrical balances

Develop the straight, forward, straddle and backward roll

Explore different travelling actions

Perform progressions of inverted movements

Explore matching and mirroring in sequence work

Create a partner sequence using apparatus

### Fitness

Understand how speed helps me in other activities and apply this

Understand how strength helps me in other activities and apply this

Understand how agility helps me in other activities and apply this

Understand how balance helps me in other activities and apply this

Understand how co-ordination helps me in other activities and apply this

Understand how stamina helps me in other activities and apply this

## **PSHCE**

### No Outsiders

To justify my actions – *Rose Blanche*

### Family & Relationships

Bullying

Stereotypes: Race and Religion

### Healthy Living

The importance of rest

Taking accountability for my feelings

Healthy meals

**myHappyMind** – Celebrate

## **Spanish**


### My Home

Describe what rooms there are and are not in our home in Spanish

Say and write in Spanish whether we live in a house or an apartment

Say what room we have using the key structure 'en mi casa hay...' and 'en mi casa no hay...'

Use the conjunction 'y' to link two sentences together



# Ainsdale St John's

## Curriculum Overview

Year: 6 Term: Autumn 2

### Reading

Focus Text: Jungle Book by Rudyard Kipling

Clarify vocabulary with verbal and written definitions

Read and retrieve

Distinguish between fact and opinion

Summarise the main ideas from more than one paragraph

Identify and discuss themes and conventions

### Writing

Focus Text: Can We Save the Tiger? By Martin Jenkins

Written Outcome: To write an independent version of a booklet based on an amazing animal (hybrid text type including information, explanation and persuasion)

Enhance meaning through selecting appropriate grammar and vocabulary

Use modal verbs and adverbs to indicate degrees of possibility

Use brackets, dashes or commas to indicate parenthesis

Use concise word choices

Select language to appeal to the reader

Clarify technical vocabulary

Adapt formality to suit purpose and audience

Provide well-developed factual information for the reader

Manipulate style for specific purpose and audience (hybrid text)

### Maths

Number: Fractions (A)

Equivalent fractions and simplifying

Equivalent fractions on a number line

Compare and order (denominator)

Compare and order (numerator)

Add and subtract simple fractions

Add and subtract any two fractions

Add mixed numbers

Subtract mixed numbers

Multi-step problems

Number: Fractions (B)

Multiply fractions by integers

Multiply fractions by fractions

Divide a fraction by an integer

Divide any fraction by an integer

Mixed questions with fractions

Fraction of an amount

Fraction of an amount – find the whole

Measurement: Converting Units

Metric measures

Convert metric measures  
Calculate with metric measures  
Miles and kilometres  
Imperial measures

### **Science**

#### Living Things and their Habitats

Give reasons for classifying animals based on their similarities and differences  
Describe how living things are classified into broad groups  
Identify the characteristics of different types of animals  
Describe and investigate helpful and harmful microorganisms  
Explain and classify organisms found in my local habitat

### **RE**

#### Advent: How do Christians prepare for Christmas?

Describe the symbolism, practices, beliefs and themes of the season of Advent  
Explain the ways in which Jesus fulfilled the Old Testament prophecies  
Express and explain their hopes and dreams for the future  
Use religious vocabulary to show they understand the themes of Advent  
Express their opinion about what they think the message of John the Baptist would be today  
Reflect on and decide what they have learnt from this unit about Christianity and themselves

### **Computing**

#### Creating Media – Web Page Creation

Review an existing website and consider its structure  
Plan the features of a web page  
Consider the ownership and use of images (copyright)  
Recognise the need to preview pages  
Outline the need for a navigation path  
Recognise the implications of linking to content owned by other people

### **Humanities**

#### Local History: WW2 and evacuees from Bootle to Ainsdale

Explain why WW2 began and order events from early WW2 on a timeline  
Know when, where and why children were evacuated in WW2 (Bootle children evacuated to Ainsdale)  
Learn about rationing during WW2 and how people adapted to deal with reduced product availability  
Know the importance and significance of the role of women during WW2  
Explain what the Holocaust was and describe some events that happened.

### **Art & Design**

#### DT: Structures - Bridges/Shelters

Explore how to reinforce a beam (structure) to improve its strength  
Build a spaghetti truss bridge  
Build a wooden truss bridge  
Complete, reinforce and evaluate my truss

### **Music**

#### Songs of WW2

Use musical vocabulary to identify features of different eras of music

Improve accuracy in pitch and control, singing with expression and dynamics  
Identify pitches within an octave when singing  
Use knowledge of pitch to develop confidence when singing in parts  
Notate a melody using pitches up to an octave

## **PE**

### Gymnastics

Develop the straddle, forward and backward roll  
Develop counterbalance and counter tension  
Develop jumps and explore the effect of height  
Develop inverted movements with control  
Create a group sequence using formations and apparatus

### Fitness

Develop an awareness of what your body is capable of  
Develop speed and stamina  
Develop strength using my own body weight  
Develop co-ordination through skipping  
Perform actions that develop agility  
Develop control whilst balancing

## **PSHCE**

### No Outsiders

To consider language and freedom of speech – *The Only Way is Badger*

### Health & Wellbeing

Taking responsibility for my health  
The impact of technology on health  
Resilience toolkit  
Immunisation

**myHappyMind** - Celebrate

## **Spanish**

### World War II

Group and order words to decode unknown language  
Understand the key facts of history from WW" when described in Spanish  
Say and write in Spanish the key countries and languages involved in WW2  
Write a letter in Spanish explaining what life is like as an evacuee living in the countryside